

References

- An, J., Ahn, K., & Song, M. (2016). Text mining driven content analysis of ebola on news media and scientific publications. *Journal of the Korean Society for Library and Information Science*, 50(2), 289-307.
- Andersen, M. (2020). Early evidence on social distancing in response to COVID-19 in the United States. Available at SSRN 3569368.
- Aslam, F., Awan, T. M., Syed, J. H., Kashif, A., & Parveen, M. (2020). Sentiments and emotions evoked by news headlines of coronavirus disease (COVID-19) outbreak. *Humanities and Social Sciences Communications*, 7(1), 1-9.
- Barron, L. (2020). What We Can Learn From Singapore, Taiwan and Hong Kong About Handling Coronavirus. *Time Hong Kong*. Retrieved from <https://time.com/5802293/coronavirus-covid19-singapore-hong-kong-taiwan/>. Accessed March 2020.
- BBC (2017). Singapore Profile. *BBC*. Retrieved from <https://www.bbc.com/news/world-asia-15966553>. Accessed September 2020
- BBC (2020). Coronavir: trump moves to pull US out of World Health Organization. *BBC*. Retrieved from <https://www.bbc.com/news/world-us-canada-53327906>. Accessed September, 2020.
- Bisanzio, D., Kraemer, M. U. G., Bogoch, I. I., Brewer, T., Brownstein, J. S., & Reithinger, R. (2020). *Use of Twitter social media activity as a proxy for human mobility to predict the spatiotemporal spread of 2019 novel coronavirus at global level*. Research Triangle Park, NC: RTI International.
- Bloomberg (2014). Where do you get the most for your health care dollar. *Bloomberg Visual Data*. Retrieved from <https://www.bloomberg.com/graphics/infographics/most-efficient-health-care-around-the-world.html>. Accessed September 2020.
- Branigin, W. (1990). Singapore vs the foreign-press. *Wall Street Journal*. Retrieved from <https://www.washingtonpost.com/archive/politics/1990/12/17/singapore-vs-the-foreign-press/71642106-d3cb-4ba6-9df9-9542176a0c10/>. Accessed September 2020.
- Broniatowski, D. A., Paul, M. J., & Dredze, M. (2014). Twitter: big data opportunities. *Science*, 345(6193), 148-148.
- Brownstein, J. S., Freifeld, C. C., Reis, B. Y., & Mandl, K. D. (2008). Surveillance Sans Frontiers: Internet-based emerging infectious disease intelligence and the HealthMap project. *PLoS medicine*, 5(7).
- Buckman, S. R., Shapiro, A. H., Sudhof, M., & Wilson, D. J. (2020). News Sentiment in the Time of COVID-19. *FRBSF Economic Letter*, 8, 1-05.
- Cahya G. H. (2020). Indonesia scrambles to contain coronavirus at most hospitals not ready. *The Jakarta Post*. Retrieved from <https://www.thejakartapost.com/news/2020/03/13/indonesia-scrambles-to-contain-coronavirus-as-most-hospitals-not-ready.html>. Accessed September, 2020
- Casero-Ripollés, A. (2020). Impact of Covid-19 on the media system. Communicative and democratic consequences of news consumption during the outbreak. *Casero-Ripollés, Andreu (2020). "Impact of Covid-19 on the media system. Communicative and democratic consequences of news consumption during the outbreak". El profesional de la información*, 29(2), e290223.

- Centers for Disease Control and Prevention. 2019 Novel Coronavirus, Wuhan, China: Symptoms. 2020. Retrieved from <https://www.cdc.gov/coronavirus/2019-ncov/about/symptoms.html>. Accessed February 2020.
- Cervellin, G., Comelli, I., & Lippi, G. (2017). Is Google Trends a reliable tool for digital epidemiology? Insights from different clinical settings. *Journal of epidemiology and global health*, 7(3), 185-189.
- Chan, J. F. W., Yuan, S., Kok, K. H., To, K. K. W., Chu, H., Yang, J., ... & Tsoi, H. W. (2020). A familial cluster of pneumonia associated with the 2019 novel coronavirus indicating person-to-person transmission: a study of a family cluster. *The Lancet*, 395(10223), 514-523.
- Chatterjee, A., Gupta, U., Chinnakotla, M. K., Srikanth, R., Galley, M., & Agrawal, P. (2019). Understanding emotions in text using deep learning and big data. *Computers in Human Behavior*, 93, 309-317.
- Chiolero, A. (2020). Covid-19: a digital epidemic. *Bmj*, 368.
- Clement, J. (2019a). Twitter: number of worldwide users 2014-2020. Retrieved from <https://www.statista.com/statistics/303681/twitter-users-worldwide/>. Accessed February 2020.
- Clement, J. (2019b). Twitter: number of worldwide users 2014-2020. Retrieved from <https://www.statista.com/statistics/282087/number-of-monthly-active-twitter-users/>. Accessed February 2020.
- Colditz, J. B., Chu, K. H., Emery, S. L., Larkin, C. R., James, A. E., Welling, J., & Primack, B. A. (2018). Toward real-time infoveillance of Twitter health messages. *American journal of public health*, 108(8), 1009-1014.
- Cook, S., Conrad, C., Fowlkes, A. L., & Mohebbi, M. H. (2011). Assessing Google flu trends performance in the United States during the 2009 influenza virus A (H1N1) pandemic. *PLoS one*, 6(8).
- Cohen, J. (2020). I'm going to keep pushing.' Anthony Fauci tries to make the white house listen to facts of pandemic. Retrieved from <https://www.sciencemag.org/news/2020/03/i-m-going-keep-pushing-anthony-fauci-tries-make-white-house-listen-facts-pandemic>. Accessed September 2020
- Das, S., & Dutta, A. (2020). Characterizing public emotions and sentiments in COVID-19 environment: A case study of India. *Journal of Human Behavior in the Social Environment*, 1-14.
- Dashtipour, K., Poria, S., Hussain, A., Cambria, E., Hawalah, A. Y., Gelbukh, A., & Zhou, Q. (2016). Multilingual sentiment analysis: state of the art and independent comparison of techniques. *Cognitive computation*, 8(4), 757-771.
- Demšar, J., Curk, T., Erjavec, A., Gorup, Č., Hočevar, T., Milutinovič, M., ... & Štajdohar, M. (2013). Orange: data mining toolbox in Python. *The Journal of Machine Learning Research*, 14(1), 2349-2353.
- Devakumar, D., Shannon, G., Bhopal, S. S., & Abubakar, I. (2020). Racism and discrimination in COVID-19 responses. *The Lancet*, 395(10231), 1194.
- Dong, E., Du, H., & Gardner, L. (2020). An interactive web-based dashboard to track COVID-19 in real time. *The Lancet Infectious Diseases*.
- Eckmanns, T., Füller, H., & Roberts, S. L. (2019). Digital epidemiology and global health security; an interdisciplinary conversation. *Life sciences, society and policy*, 15(1), 2.
- Esteva, A., Kuprel, B., Novoa, R. A., Ko, J., Swetter, S. M., Blau, H. M., & Thrun, S. (2017). Dermatologist-level classification of skin cancer with deep neural networks. *Nature*, 542(7639), 115-118.

- Eysenbach, G. (2002). Infodemiology: The epidemiology of (mis) information. *The American journal of medicine*, 113(9), 763-765.
- Eysenbach, G. (2009). Infodemiology and infoveillance: framework for an emerging set of public health informatics methods to analyze search, communication and publication behavior on the Internet. *Journal of medical Internet research*, 11(1), e11.
- Fai L. K. (2016). Parliament passes Info-communications Media Development Authority Bill. CNA. Retrieved from <https://web.archive.org/web/20160826220615/http://www.channelnewsasia.com/news/singapore/parliament-passes-info/3048966.html>. Accessed September 2020.
- Fegert, J. M., Vitiello, B., Plener, P. L., & Clemens, V. (2020). Challenges and burden of the Coronavirus 2019 (COVID-19) pandemic for child and adolescent mental health: a narrative review to highlight clinical and research needs in the acute phase and the long return to normality. *Child and adolescent psychiatry and mental health*, 14, 1-11.
- Fillbrunn, A., Dietz, C., Pfeuffer, J., Rahn, R., Landrum, G. A., & Berthold, M. R. (2017). KNIME for reproducible cross-domain analysis of life science data. *Journal of biotechnology*, 261, 149-156.
- Gallotti, R., Valle, F., Castaldo, N., Sacco, P., & De Domenico, M. (2020). Assessing the risks of "infodemics" in response to COVID-19 epidemics. *arXiv preprint arXiv:2004.03997*.
- Goh, T. (2020). Wuhan Virus: MOH sets up multi-ministry taskforce, advises against non-essential trips to Wuhan. *The Straits Times*. Retrieved from <https://www.straitstimes.com/singapore/health/wuhan-virus-3-more-suspected-cases-in-singapore-avoid-non-essential-travel-to-wuhan>. Accessed on September 2020.
- Gilbert, C. H. E., & Hutto, E. (2014, June). Vader: A parsimonious rule-based model for sentiment analysis of social media text. In *Eighth International Conference on Weblogs and Social Media (ICWSM-14)*. Available at (20/04/16) <http://comp.social.gatech.edu/papers/icwsm14.vader.hutto.pdf> (Vol. 81, p. 82).
- Ginsberg, J., Mohebbi, M. H., Patel, R. S., Brammer, L., Smolinski, M. S., & Brilliant, L. (2009). Detecting influenza epidemics using search engine query data. *Nature*, 457(7232), 1012-1014.
- GitHub, I. (2016). GitHub. URL: <https://github.com/> (visited on 04/23/2014).
- Growth from Knowledge (2020). TV viewership in Singapore booms during first week of COVID-19 Circuit Breaker. Retrieved from <https://insights.gfk.com/covid-19-tv-viewership-in-singapore-during-circuit-breaker>. Accessed September 2020
- ICTV. (2020). Naming the 2019 Coronaviurs. *International Committee on Taxonomy of Viruses*. Retrieved from <https://talk.ictvonline.org/>. Accessed September 2020
- Irawaty, I., Andreswari, R., & Pramesti D. (2020). Development of Youtube Sentiment Analysis Application using K-Nearest Neighbors (Nokia Case Study). *ICOIACT*. [Publication in Progress].
- Hu, M., & Liu, B. (2004, July). Mining opinion features in customer reviews. In *AAAI* (Vol. 4, No. 4, pp. 755-760).
- Huang, C., Wang, Y., Li, X., Ren, L., Zhao, J., Hu, Y., ... & Cheng, Z. (2020). Clinical features of patients infected with 2019 novel coronavirus in Wuhan, China. *The Lancet*, 395(10223), 497-506.
- Heymann, D. L., & Shindo, N. (2020). COVID-19: what is next for public health?. *The Lancet*, 395(10224), 542-545.

- Hofmann, M., & Klinkenberg, R. (Eds.). (2016). *RapidMiner: Data mining use cases and business analytics applications*. CRC Press.
- Holshue, M. L., DeBolt, C., Lindquist, S., Lofy, K. H., Wiesman, J., Bruce, H., ... & Diaz, G. (2020). First case of 2019 novel coronavirus in the United States. *New England Journal of Medicine*.
- Jakarta Post. (2020a). Jokowi calls for 'social distancing' to stem virus spread. *The Jakarta Post*. Retrieved from <https://www.thejakartapost.com/news/2020/03/15/jokowi-calls-for-social-distancing-to-stem-virus-spread.html>. Accessed September 2020.
- Jakarta Post. (2020b). Indonesia still deserves special treatment in global trade: economicist. *The Jakarta Post*. Retrieved from <https://www.thejakartapost.com/news/2020/03/02/indonesia-still-deserves-special-treatment-in-global-trade-economists.html#:~:text=Economists%20of%20the%20Institute%20for,be%20considered%20a%20developing%20country>. Accessed September 2020.
- Junior, B. L. & Kopecki, D. (2020). CDC confirm first possible community transmission of coronavirus in US. *CNBC*. Retrieved from <https://www.cnn.com/2020/02/26/cdc-confirms-first-possible-community-spread-coronavirus-case-in-us.html>. Accessed September 2020.
- KEPPRES (2020). Keputusan Presiden (KEPPRES) tentang Gugus Tugas Percepatan Penganganan Corona Virus Disease 2019 (COVID-19). Retrieved from <https://peraturan.bpk.go.id/Home/Details/134544/keppres-no-7-tahun-2020>. Accessed September, 2020
- Kim, T. J. (2020). COVID-19 News Analysis Using News Big Data: Focusing on Topic Modeling Analysis. *The Journal of the Korea Contents Association*, 20(5), 457-466.
- King, G., Vespignani, A., Lazer, D., & Kennedy, R. (2014). Big data. The parable of Google Flu: traps in big data analysis. *Science (New York, NY)*.
- Klemm, C., Das, E., & Hartmann, T. (2016). Swine flu and hype: a systematic review of media dramatization of the H1N1 influenza pandemic. *Journal of Risk Research*, 19(1), 1-20.
- Kurnia, T. (2020). Klarifikasi profesor jepang yang sebut kapal diamond princess mengerikan. *Liputan 6*. Retrieved from <https://www.liputan6.com/global/read/4184809/klarifikasi-profesor-jepang-yang-sebut-kapal-diamond-princess-mengerikan>. Accessed September 2020
- LeCun, Y., Bengio, Y., & Hinton, G. (2015). Deep learning. *nature*, 521(7553), 436-444.
- Lin, J. (2020). Over 70% of Singapore's new Covid-19 cases the past 4 days were imported - and most were Singapore residents and long-term pass holders. *Business Insider SG*. Retrieved from <https://web.archive.org/web/20200425045611/https://www.businessinsider.sg/70-of-singapores-new-covid-19-cases-the-past-3-days-were-imported-and-most-were-singapore-residents-and-long-term-pass-holders>. Accessed September, 2020
- Lippi, G., Mattiuzzi, C., Cervellin, G., & Favaloro, E. J. (2017). Direct oral anticoagulants: analysis of worldwide use and popularity using Google Trends. *Annals of translational medicine*, 5(16).
- Lippi, G., Mattiuzzi, C., & Cervellin, G. (2019). Is Digital Epidemiology the Future of Clinical Epidemiology?. *Journal of epidemiology and global health*, 9(2), 146-146.

- Liu, Y., Jain, A., Eng, C., Way, D. H., Lee, K., Bui, P., ... & Gupta, V. (2019). A deep learning system for differential diagnosis of skin diseases. *arXiv preprint arXiv:1909.05382*.
- Liu, Q., Zheng, Z., Zheng, J., Chen, Q., Liu, G., Chen, S., ... & Zhang, C. J. (2020). Health Communication Through News Media During the Early Stage of the COVID-19 Outbreak in China: Digital Topic Modeling Approach. *Journal of Medical Internet Research*, 22(4), e19118.
- Lukman, J. (2020). Indonesian TV viewership jumps amid COVID-19 'stay at home' policy. *The Jakarta Post*. Retrieved from <https://www.thejakartapost.com/life/2020/03/28/indonesian-tv-viewership-jumps-amid-covid-19-stay-at-home-policy.html>. Accessed September 2020.
- Lwin, M. O., Lu, J., Sheldenkar, A., Schulz, P. J., Shin, W., Gupta, R., & Yang, Y. (2020). Global sentiments surrounding the COVID-19 pandemic on Twitter: analysis of Twitter trends. *JMIR public health and surveillance*, 6(2), e19447.
- Majó-Vázquez, S., Nielsen, R. K., ... & Papisiliopoulos, O. (2020). Volume and patterns of toxicity in social media conversations during the Covid-19 pandemic. *Reuters Institute*. Retrieved from https://reutersinstitute.politics.ox.ac.uk/sites/default/files/2020-07/RISJ_MajoVazquez%20FactSheet_FINAL.pdf. Accessed September 2020.
- Mansoor, S. What's in a name? Why WHO's formal name for the new coronavirus disease matters. *Time*. Retrieved from <https://time.com/5782284/who-name-coronavirus-covid-19/>. Accessed September 2020.
- Makridakis, C., & Hartley, J. (2020). The Cost of Covid-19: A Rough Estimate of the 2020 US GDP Impact. *Special Edition Policy Brief*.
- Mahase E. China coronavirus: what do we know so far? *BMJ* 2020;368:m308. doi: 10.1136/bmj.m308
- Makice, K. (2009). *Twitter API: Up and running: Learn how to build applications with the Twitter API*. " O'Reilly Media, Inc."
- Maliszewska, M., Mattoo, A., & Van Der Mensbrugge, D. (2020). The potential impact of COVID-19 on GDP and trade: A preliminary assessment.
- McKeever. (2020). Coronavirus is officially a pandemic. Here's why that matters. *National Geographic*. Retrieved from <https://www.nationalgeographic.com/science/2020/02/how-coronavirus-could-become-pandemic-and-why-it-matters/>. Accessed September 2020.
- McVeigh, K. & Graham-Harrison E. Academic stands by research querying Indonesia's claim to be coronavirus-free. *The Guardian*. Retrieved from <https://www.theguardian.com/world/2020/feb/14/indonesia-coronavirus-academic-harvard-marc-lipsitch>. Accessed March 2020.
- Nankani H., Dutta H., Shrivastava H., Rama Krishna P.V.N.S., Mahata D., Shah R.R. (2020) Multilingual Sentiment Analysis. In: Agarwal B., Nayak R., Mittal N., Patnaik S. (eds) Deep Learning-Based Approaches for Sentiment Analysis. Algorithms for Intelligent Systems. Springer, Singapore. https://doi.org/10.1007/978-981-15-1216-2_8
- National Geographic (2020). International Organization. Retrieved from <https://www.nationalgeographic.org/encyclopedia/international-organization/>. Accessed March 2020

- Ni'mah, F. (2019). Research trends of scientific literacy in Indonesia: Where are we?. *Jurnal Inovasi Pendidikan IPA*, 5(1), 23-30.
- Olson, D. R., Konty, K. J., Paladini, M., Viboud, C., & Simonsen, L. (2013). Reassessing Google Flu Trends data for detection of seasonal and pandemic influenza: a comparative epidemiological study at three geographic scales. *PLoS computational biology*, 9(10).
- Ortmann, S., & Thompson, M. R. (2018). Introduction: The "Singapore model" and China's Neo-Authoritarian Dream. *The China Quarterly*, 236, 930-945.
- O'Shea, J. (2017). Digital disease detection: A systematic review of event-based internet biosurveillance systems. *International journal of medical informatics*, 101, 15-22.
- Paolotti, D., Carnahan, A., Colizza, V., Eames, K., Edmunds, J., Gomes, G., ... & Van Noort, S. (2014). Web-based participatory surveillance of infectious diseases: the InfluenzaNet participatory surveillance experience. *Clinical Microbiology and Infection*, 20(1), 17-21.
- Pinghui, Z. (2020). Coronavirus: scientist identify possible new mode of transmission in human faeces. *South China Morning Post*. Retrieved from <https://www.scmp.com/news/china/politics/article/3048611/coronavirus-scientists-identify-possible-new-mode-transmission>. Accessed February 2020.
- Porto, C. F., Médicis, M. C., & Mônica, D. (2012). Health universal access and innovation: The Triple Helix approach in action. *Procedia-Social and Behavioral Sciences*, 52, 236-245.
- Plutchik, R. (1980). A general psychoevolutionary theory of emotion. In *Theories of emotion* (pp. 3-33). Academic press.
- Quiley, M., Silver, J. & Lynch, T. J. (2020). Is donald trump anti-science? The data says yes. Retrieved from https://pursuit.unimelb.edu.au/articles/is-donald-trump-anti-science-the-data-says-yes?utm_content=story&utm_medium=social&utm_source=twitter&fbclid=IwAR2m4QMVZpWTvwbdu4vLwGfc2SIM0glzhF7izYb2twrWIHMR58BWeZE-E. Accessed on February 2020
- Riggs, F. W. (1997). Presidentialism versus parliamentarism: Implications for representativeness and legitimacy. *International Political Science Review*, 18(3), 253-278.
- Rosenber, M. (2020). The Number of Countries in the World. Retrieved from <https://www.thoughtco.com/number-of-countries-in-the-world-1433445>. Accessed on March 2020
- Rieu, A. M. (2014). Innovation today: the Triple Helix and research diversity. *Triple Helix*, 1(1), 1-22.
- Salathé, M. (2018). Digital epidemiology: what is it, and where is it going?. *Life sciences, society and policy*, 14(1), 1.
- Samuels, B. & Chalfant, M. (2020). White house risks backlash with coronavirus optimism. *The Hill*. Retrieved from <https://thehill.com/homenews/administration/495343-white-house-risks-backlash-with-coronavirus-optimism>. Accessed September 2020.
- Sen, K., & Hill, D. T. (2006). *Media, culture and politics in Indonesia*. Equinox Publishing.
- Siddique, H., Ellis-Pettersen, H. Doherty, B. (2020) Coronavirus outbreak: China promises tougher crackdown to stop spread – as it happened. *The Guardian*. Retrieved from <https://www.theguardian.com/science/live/2020/jan/26/coronavirus-outbreak-death-toll-rises-to-54-as-canada-confirms-first-case>. Accessed February 2020

- Signorini, A., Segre, A. M., & Polgreen, P. M. (2011). The use of Twitter to track levels of disease activity and public concern in the US during the influenza A H1N1 pandemic. *PloS one*, 6(5).
- Sullivan, A. & Molay, A. (2020) U.S. TV Viewing Is Increasing During Coronavirus Pandemic. Retrieved from <https://www.comscore.com/Insights/Blog/US-TV-Viewing-Is-Increasing-During-Coronavirus-Pandemic>. Accessed September 2020
- Sun, K., Chen, J., & Viboud, C. (2020). Early epidemiological analysis of the coronavirus disease 2019 outbreak based on crowdsourced data: a population-level observational study. *The Lancet Digital Health*.
- Tangcharoensathien, V., Calleja, N., Nguyen, T., Purnat, T., D'Agostino, M., Garcia-Saiso, S., ... & Ghiga, I. (2020). Framework for managing the COVID-19 infodemic: methods and results of an online, crowdsourced WHO technical consultation. *Journal of medical Internet research*, 22(6), e19659.
- Taylor, M. (2020). Exclusive: U.S. axed CDC expert job in China months before virus outbreak. *Reuters*. Retrieved from <https://www.reuters.com/article/us-health-coronavirus-china-cdc-exclusiv/exclusive-u-s-axed-cdc-expert-job-in-china-months-before-virus-outbreak-idUSKBN21910S>. Accessed September 2020.
- Tromp, E., & Pechenizkiy, M. (2014). Rule-based emotion detection on social media: putting tweets on plutchik's wheel. *arXiv preprint arXiv:1412.4682*.
- Welianto, A. (2020). Sistem presidensial, sistem pemerintah di Indonesia. *Kompas*. Retrieved from [https://www.kompas.com/skola/read/2020/02/05/160000869/sistem-presidensial-sistem-pemerintah-di-indonesia?page=all#:~:text=KOMPAS.com%20%2D%20Sistem%20pemerintahan%20yang,melalui%20pemilihan%20umum%20\(pemilu\)](https://www.kompas.com/skola/read/2020/02/05/160000869/sistem-presidensial-sistem-pemerintah-di-indonesia?page=all#:~:text=KOMPAS.com%20%2D%20Sistem%20pemerintahan%20yang,melalui%20pemilihan%20umum%20(pemilu)). Accessed September 2020.
- White House. (2020). Statement from the press secretary regarding the president's coronavirus task force. *White House*. Retrieved from <https://www.whitehouse.gov/briefings-statements/statement-press-secretary-regarding-presidents-coronavirus-task-force/>. Accessed September 2020.
- Wisanggeni S.P. (2020). Indonesia butuh pelacakan riwayat kontak pasien covid-19 yang komprehensif dan terbuka. *Kompas*. Retrieved from <https://kompas.id/baca/humaniora/kesehatan/2020/03/27/indonesia-butuh-pelacakan-riwayat-kontak-pasien-covid-19-yang-komprehensif-dan-terbuka/>. Accessed on September 2020.
- Woo, J. J. (2020). Policy capacity and Singapore's response to the COVID-19 pandemic. *Policy and Society*, 39(3), 345-362.
- Wong, J. E., Leo, Y. S., & Tan, C. C. (2020). COVID-19 in Singapore—current experience: critical global issues that require attention and action. *Jama*, 323(13), 1243-1244.
- World Bank (2020). Physicians (per 1,000 people). *World Bank*. Retrieved from <https://data.worldbank.org/indicator/SH.MED.PHYS.ZS>. Accessed on September 2020.
- World Health Organization. Munich Security Conference (2020a). Retrieved from <https://www.who.int/dg/speeches/detail/munich-security-conference>. Accessed March 2020).
- World Health Organization (2020b). Global surveillance for COVID-19 caused by human infection with COVID-19 virus. WHO/2019-nCoV/SurveillanceGuidance/2020.6. Retrieved from [https://www.who.int/publications-detail/global-surveillance-for-human-infection-with-novel-coronavirus-\(2019-ncov\)](https://www.who.int/publications-detail/global-surveillance-for-human-infection-with-novel-coronavirus-(2019-ncov)). Accessed March 2020

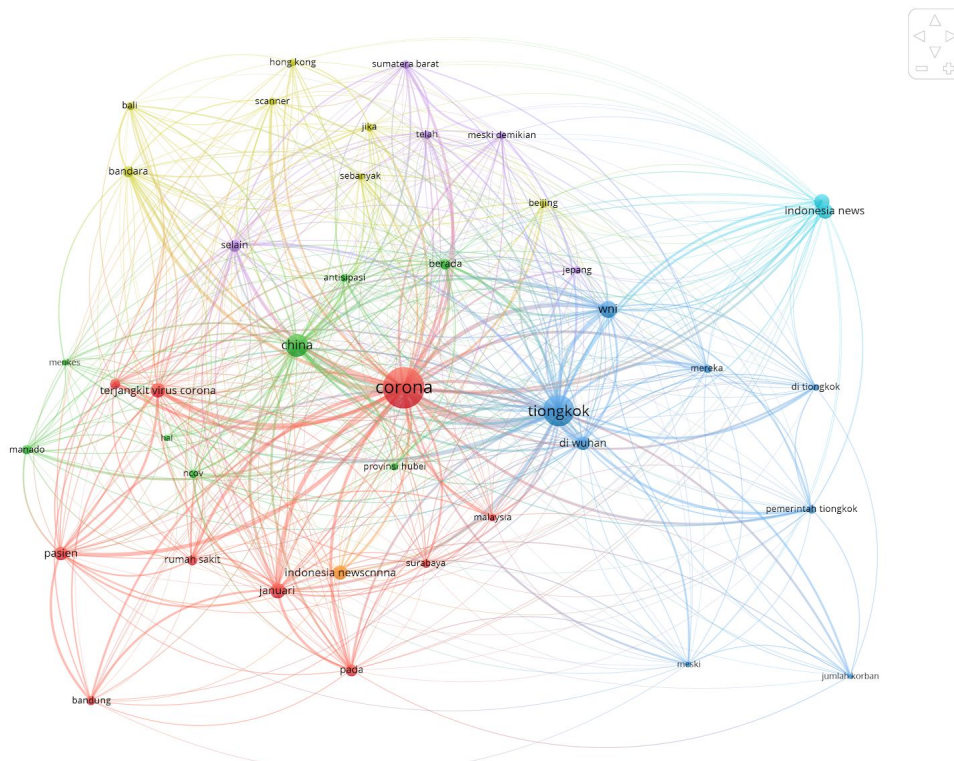
- World Health Organization (2020c). Outcomes of the first WHO global infodemiology conference Retrieved from https://www.youtube.com/watch?v=go0ku4-8Gck&t=1571s&ab_channel=purnatt. Accessed September 2020.
- World Health Organization (2020d). Novel Coronavirus (2019-nCoV) Situation Report 10. Retrieved from https://www.who.int/docs/default-source/coronaviruse/situation-reports/20200130-sitrep-10-ncov.pdf?sfvrsn=d0b2e480_2. Accessed on September 2020.
- World Health Organization. (2020e). Coronavirus disease 2019 (COVID-19): situation report, 82.
- Zarocostas, J. (2020). How to fight an infodemic. *The Lancet*, 395(10225), 676.
- Zhou, P., Yang, X. L., Wang, X. G., Hu, B., Zhang, L., Zhang, W., ... & Chen, H. D. (2020). Discovery of a novel coronavirus associated with the recent pneumonia outbreak in humans and its potential bat origin. *bioRxiv*.
- Zlojutro, A., Rey, D., & Gardner, L. (2019). A decision-support framework to optimize border control for global outbreak mitigation. *Scientific reports*, 9(1), 1-14.
- Zu, Z. Y., Jiang, M. D., Xu, P. P., Chen, W., Ni, Q. Q., Lu, G. M., & Zhang, L. J. (2020). Coronavirus disease 2019 (COVID-19): a perspective from China. *Radiology*, 200490.

Appendix

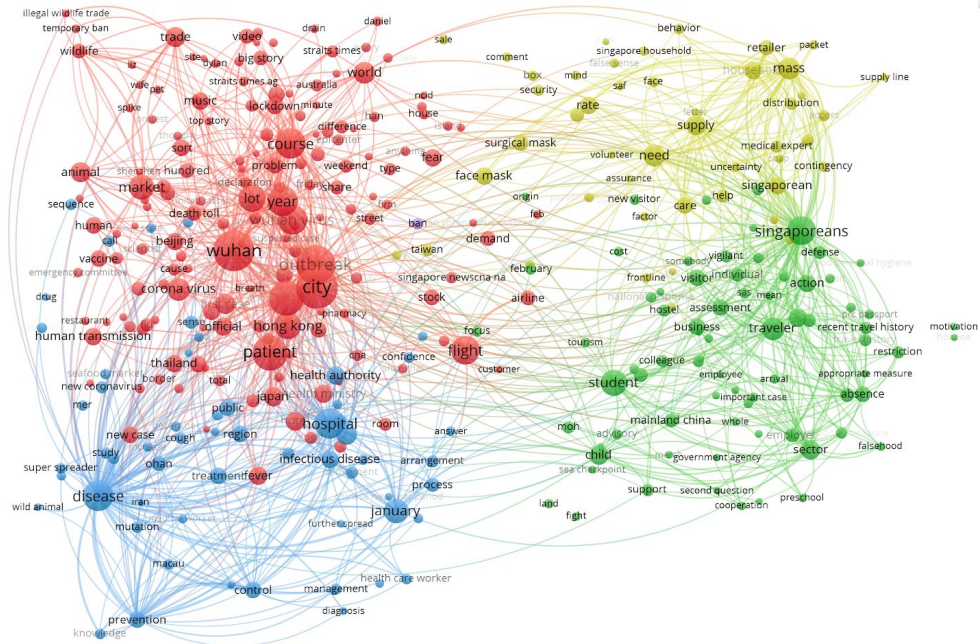
Appendix 1. R Code for counting mean of sentiment analysis

```
1 library(tidyverse)
2
3 dateFull <- read.csv(file = "dateFull.csv")
4
5 #IDN
6 ID_GOV <- read.csv(file = "ID_GOV.csv", header = T)
7 ID_GOV <- na.omit(ID_GOV)
8
9 ID_NEWS <- read.csv(file = "ID_NEWS.csv", header = T)
10 ID_NEWS <- na.omit(ID_NEWS)
11
12 #SG
13 SG_GOV <- read.csv(file = "SG_GOV.csv", header = T)
14 SG_GOV <- na.omit(SG_GOV)
15
16 SG_NEWS <- read.csv(file = "SG_NEWS.csv", header = T)
17 SG_NEWS <- na.omit(SG_NEWS)
18
19 #US
20 US_GOV <- read.csv(file = "US_GOV.csv", header = T)
21 US_GOV <- na.omit(US_GOV)
22
23 US_NEWS <- read.csv(file = "US_NEWS.csv", header = T)
24 US_NEWS <- na.omit(US_NEWS)
25
26 #INDONESIA
27 ID_GOV_SUM <- aggregate(ID_GOV[, 2], list(ID_GOV$DATE_ID_GOV), mean)
28 ID_NEWS_SUM <- ID_GOV_SUM[order(as.Date(ID_GOV_SUM$Group.1, format="%d/%m/%Y")),]
29 ID_GOV_SUM <- ID_GOV_SUM %>% rename(DATE = Group.1, MEAN_ID_GOV = x)
30 ID_GOV_COMPLETE <- left_join(dateFull, ID_GOV_SUM, by = "DATE")
31 write.csv(ID_GOV_COMPLETE, "ID_GOV_COMPLETE.csv")
32
33 ID_NEWS_SUM <- aggregate(ID_NEWS[, 2], list(ID_NEWS$DATE_ID_NEWS), mean)
34 ID_NEWS_SUM <- ID_NEWS_SUM[order(as.Date(ID_NEWS_SUM$Group.1, format="%d/%m/%Y")),]
35 ID_NEWS_SUM <- ID_NEWS_SUM %>% rename(DATE = Group.1, MEAN_ID_NEWS = x)
36 ID_NEWS_COMPLETE <- left_join(dateFull, ID_NEWS_SUM, by = "DATE")
37 write.csv(ID_NEWS_COMPLETE, "ID_NEWS_COMPLETE.csv")
38
39 #SINGAPORE
40 SG_GOV_SUM <- aggregate(SG_GOV[, 2], list(SG_GOV$DATE_SG_GOV), mean)
41 SG_GOV_SUM <- SG_GOV_SUM[order(as.Date(SG_GOV_SUM$Group.1, format="%d/%m/%Y")),]
42 SG_GOV_SUM <- SG_GOV_SUM %>% rename(DATE = Group.1, MEAN_SG_GOV = x)
43 SG_GOV_COMPLETE <- left_join(dateFull, SG_GOV_SUM, by = "DATE")
44 write.csv(SG_GOV_COMPLETE, "SG_GOV_COMPLETE.csv")
45
46 SG_NEWS_SUM <- aggregate(SG_NEWS[, 2], list(SG_NEWS$DATE_SG_NEWS), mean)
47 SG_NEWS_SUM <- SG_NEWS_SUM[order(as.Date(SG_NEWS_SUM$Group.1, format="%d/%m/%Y")),]
48 SG_NEWS_SUM <- SG_NEWS_SUM %>% rename(DATE = Group.1, MEAN_SG_NEWS = x)
49 SG_NEWS_COMPLETE <- left_join(dateFull, SG_NEWS_SUM, by = "DATE")
50 write.csv(SG_NEWS_COMPLETE, "SG_NEWS_COMPLETE.csv")
51
52 #UNITED STATES OF AMERICA
53 US_GOV_SUM <- aggregate(US_GOV[, 2], list(US_GOV$DATE_US_GOV), mean)
54 US_GOV_SUM <- US_GOV_SUM[order(as.Date(US_GOV_SUM$Group.1, format="%d/%m/%Y")),]
55 US_GOV_SUM <- US_GOV_SUM %>% rename(DATE = Group.1, MEAN_US_GOV = x)
56 US_GOV_COMPLETE <- left_join(dateFull, US_GOV_SUM, by = "DATE")
57 write.csv(US_GOV_COMPLETE, "US_GOV_COMPLETE.csv")
58
59 US_NEWS_SUM <- aggregate(US_NEWS[, 2], list(US_NEWS$DATE_US_NEWS), mean)
60 US_NEWS_SUM <- US_NEWS_SUM[order(as.Date(US_NEWS_SUM$Group.1, format="%d/%m/%Y")),]
61 US_NEWS_SUM <- US_NEWS_SUM %>% rename(DATE = Group.1, MEAN_US_NEWS = x)
62 US_NEWS_COMPLETE <- left_join(dateFull, US_NEWS_SUM, by = "DATE")
63 write.csv(US_NEWS_COMPLETE, "US_NEWS_COMPLETE.csv")
64
```

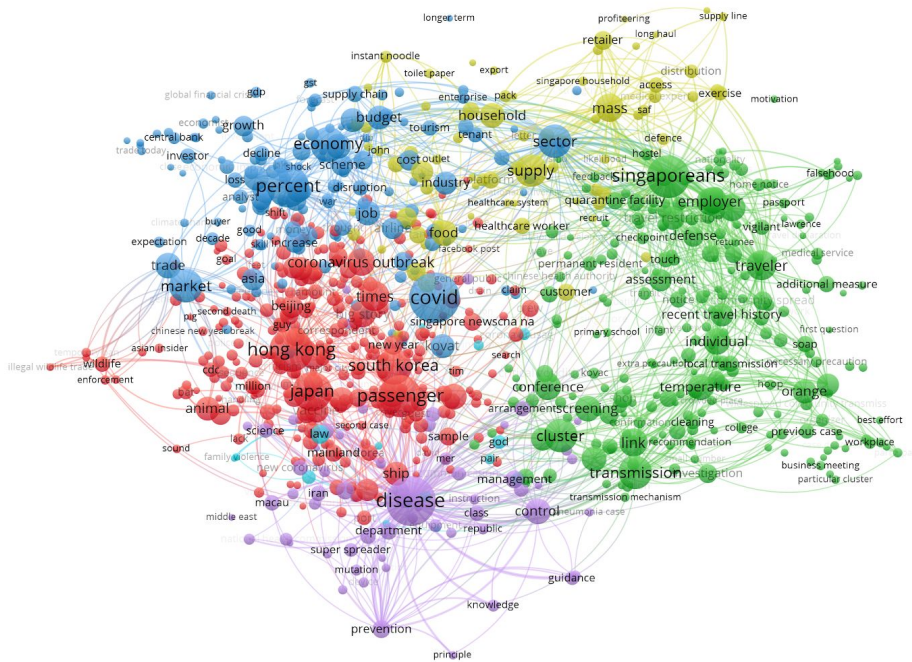
Appendix 2. Indonesia Narrative Development on January



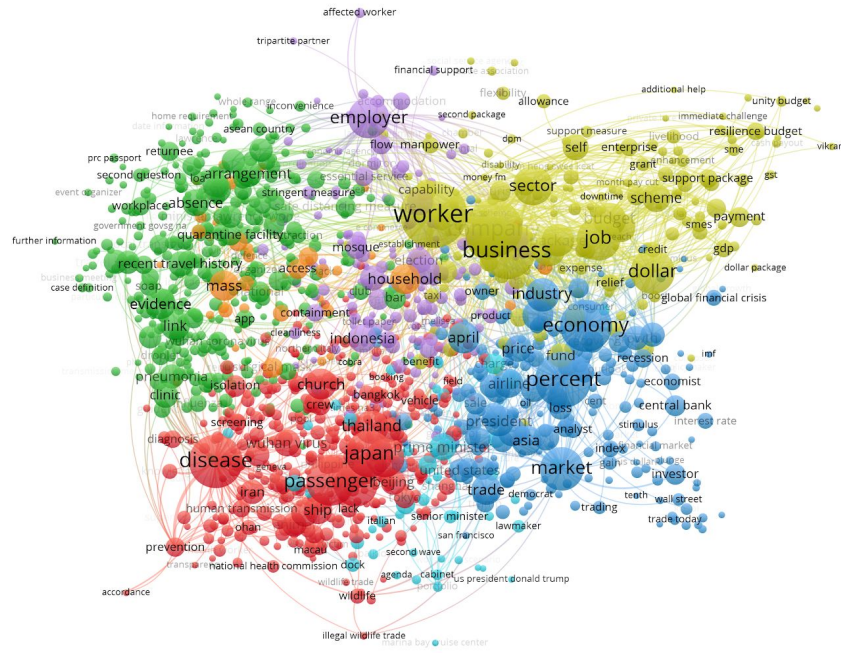
Appendix 5. Singapore Narrative Development on January



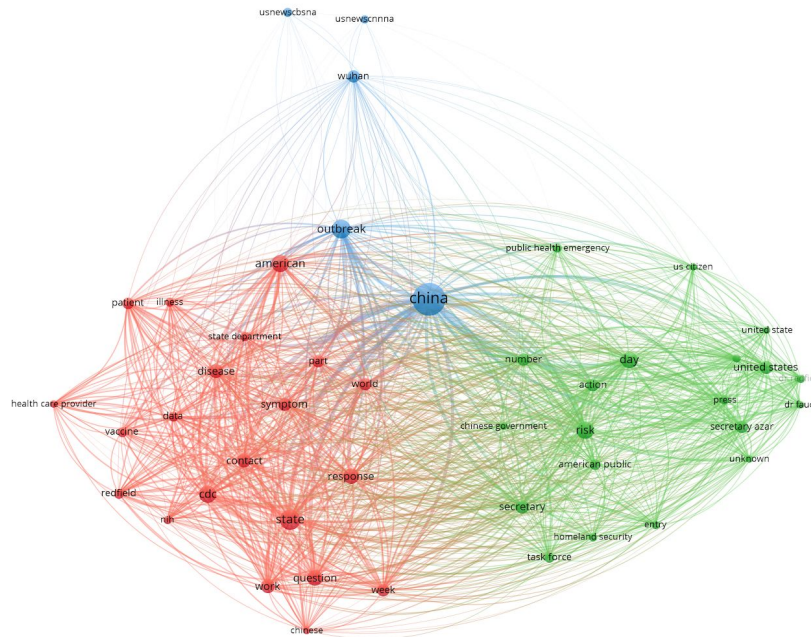
Appendix 6. Singapore Narrative Development on January-February



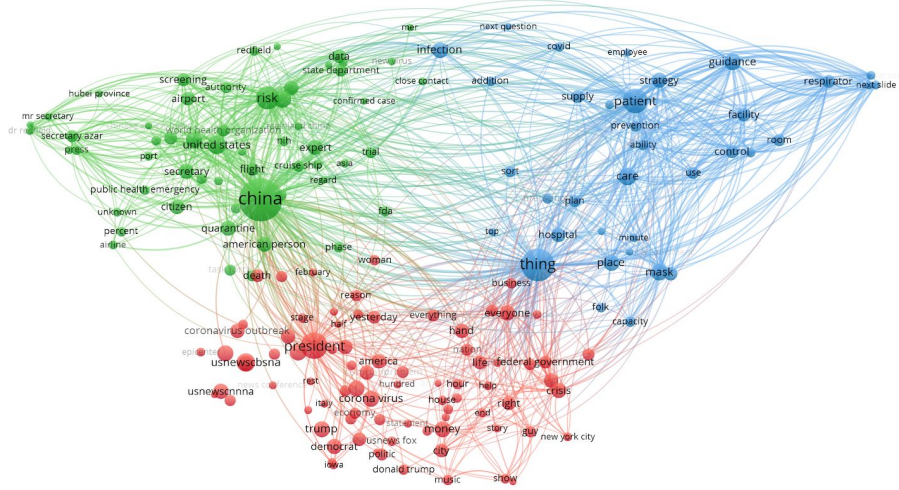
Appendix 7. Singapore Narrative Development on January-March



Appendix 8. United States Narrative Development on January



Appendix 9. United States Narrative Development on January-February



Appendix 10. United States Narrative Development on January-March

